




## HYGE 5.5KW Hybrid Inverter Warning Codes & Troubleshooting


04	Low battery	Beep once every second	
----	-------------	------------------------	---

- If you receive this error above, please note that the battery needs to charge. The 04! warning will appear until the batteries have been charged past the low battery percentage mark.
- The low battery percentage mark is captured on your settings menu, under number 29. Please make sure that the inverter system has either AC input or if applicable solar power available. These are the two forms of charge method for the batteries.
- Please note that if your batteries have been depleted, the first state of charge light on the battery may take longer to appear.


bP	Battery is not connected	None	
----	--------------------------	------	---

19	Lithium Battery communication is failed	Beep once every 0.5 second	
----	---	----------------------------	---

- If you receive the above two codes, this means that the communication between the batteries and the inverter has been interrupted.
- Please check that the correct battery type has been selected under setting #5. If these codes remain, please contact your installer for further assistance.

02	Temperature is too High	Beep three times every second	
----	-------------------------	-------------------------------	---

- If you receive warning code 2, the air flow of the unit may be blocked, or the ambient temperature is too high.
- Please review the maintenance document on our website, as the air filters may be blocked by dirt or dust. If code remains, please refer to the inverter system restart procedure document.
- Please make sure that your change over switch has been flipped to “Eskom.” This will ensure that you have power available while the inverter cools down.
- If you receive this code frequently, please monitor your load during the time the error appears. Please can you also check if the overheating happens at specific times during the day. If the inverter is overheating at the same time during the day, you will need to contact your installer because the placement of the inverter may need to be changed.

07	Overload	Beep once every 0.5 second	
----	----------	----------------------------	---

- Reduce the connected load by switching off some appliances. The load is shown in percentage on the LCD screen.
- If the inverter is constantly overloaded, this could lead to voidance of the inverter's warranty.